

Scaled data based on original data using
LM-79-08 Approved Method: Electrical and Photometric Measurements of Solid-
State Lighting Products

Test Report Prepared for
Cooper Lighting Solutions
(formerly Eaton)

Brand: McGRAW-EDISON

Report Number: P200107

Luminaire Tested: **GWC-AF-01-LED-E1-SL2-600-HSS**

Issue Date: 3/3/2020

Test Information

Test Method: LM-79-08
Report Number: P200107
TEST IS SCALED FROM IESNA LM-79-08 TEST DATA (P24287)
Test Lab: INNOVATION CENTER P2
Issue Date: 3/3/2020
Manufacturer: COOPER LIGHTING SOLUTIONS (FORMERLY EATON)
Product Line: MCGRAW-EDISON
Catalog Number: GWC-AF-01-LED-E1-SL2-600-HSS
Description: GALLEON WALL LUMINAIRE
(1) 70 CRI, 4000K, 615mA LIGHTSQUARE WITH 16 LEDS EACH AND TYPE II SPILL
LIGHT ELIMINATOR OPTICS WITH HOUSE SIDE SHIELD
Light Source: -
Ballast/Driver: ELECTRONIC DRIVER

Summary

Lumens per Lamp: N/A
Luminaire Lumens: 3548.6 lumens
Efficiency: N/A
Efficacy: 104.4 lumens/watt
Luminous Opening: Rectangular (W 0.5' x L: 0.5' x H: 0')
IES Classification: Type II - Short - Semi-Cutoff
BUG Rating: B1 - U0 - G1

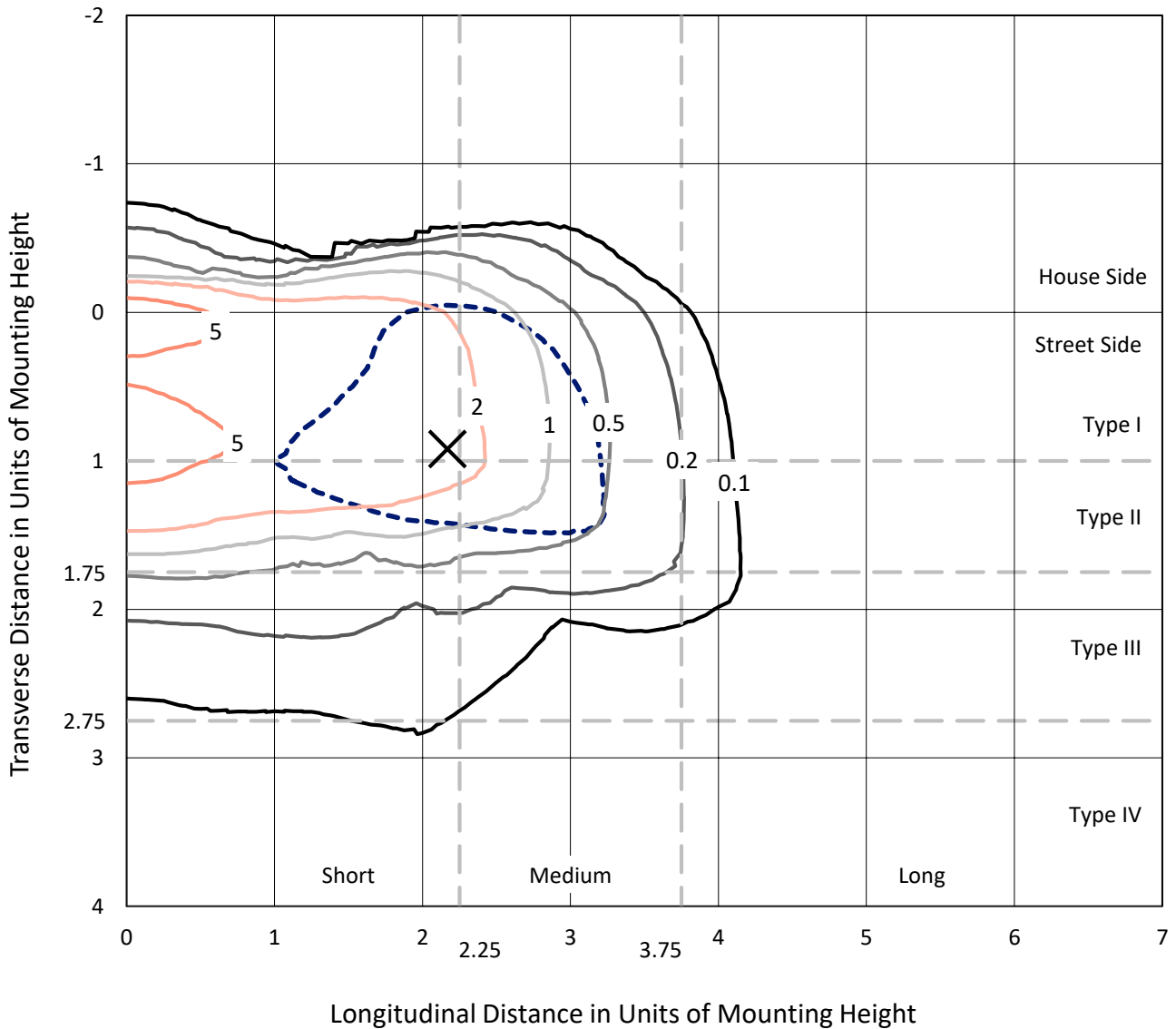
Input Watts (W): 34
Input Voltage (V): NR
Input Current (Ain): NR
Voltage Rise (V): NR
Power Factor: NR
Total Harmonic Distortion (THDi): NR
Frequency (hertz): 60
Stabilization Time: NR
Operation Time: NR
Ambient Temperature (°C): NR
Test Distance: 25 FT



REPORT NUMBER: P200107
 CATALOG NUMBER: GWC-AF-01-LED-E1-SL2-600-HSS

Iso-Footcandle Lines of Horizontal Illumination

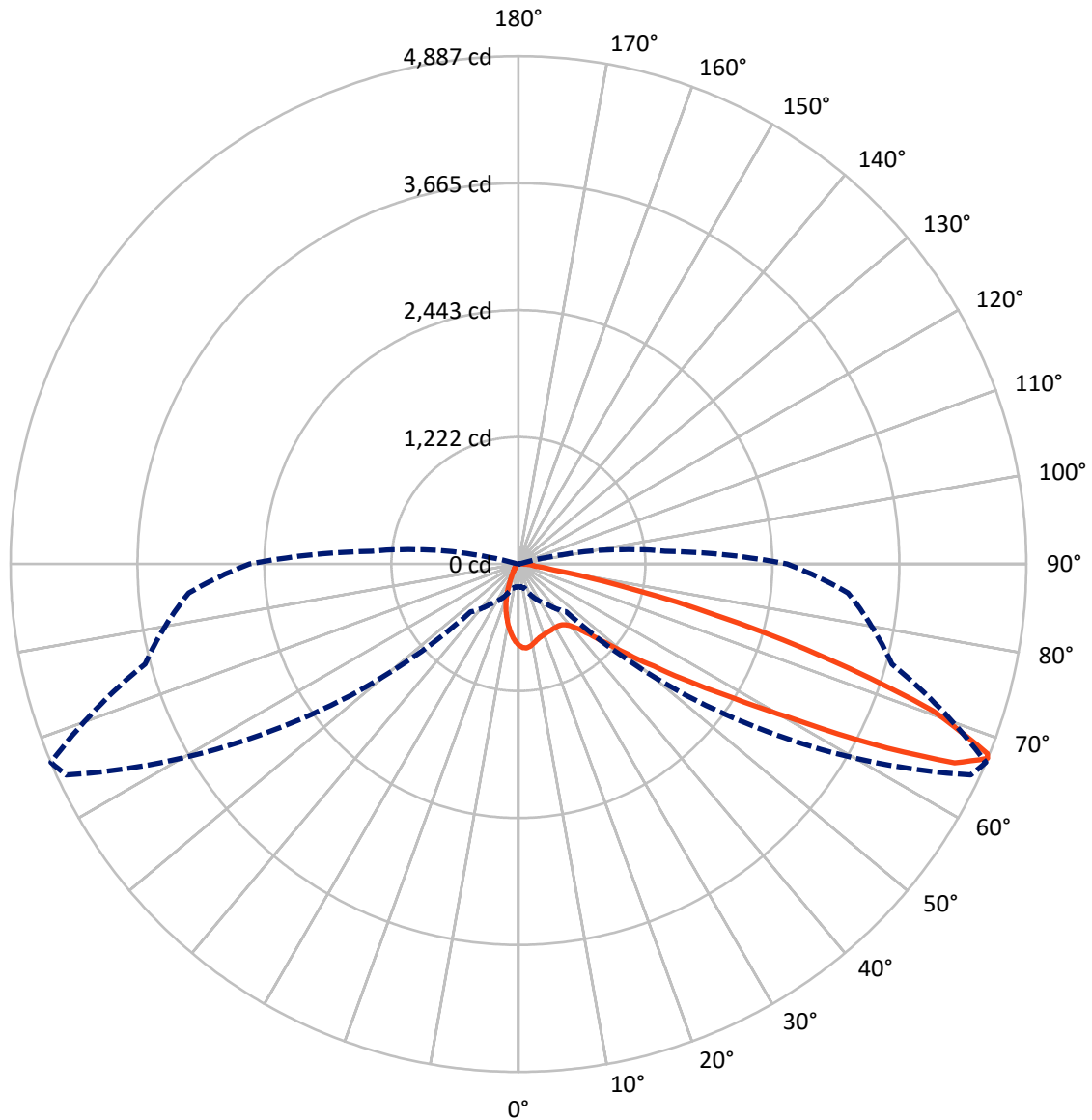
✕ Max cd
 - - - 1/2 Max cd



Based on 10 foot mounting height. Maximum calculated value = 7.8 fc
 Type II - Short - Semi-Cutoff

REPORT NUMBER: P200107
CATALOG NUMBER: GWC-AF-01-LED-E1-SL2-600-HSS

Luminous Intensity Polar Plot



— Vertical Plane Through 67-Deg Lateral - - - Horizontal Cone Through 67-Deg Vertical

REPORT NUMBER: P200107

CATALOG NUMBER: GWC-AF-01-LED-E1-SL2-600-HSS

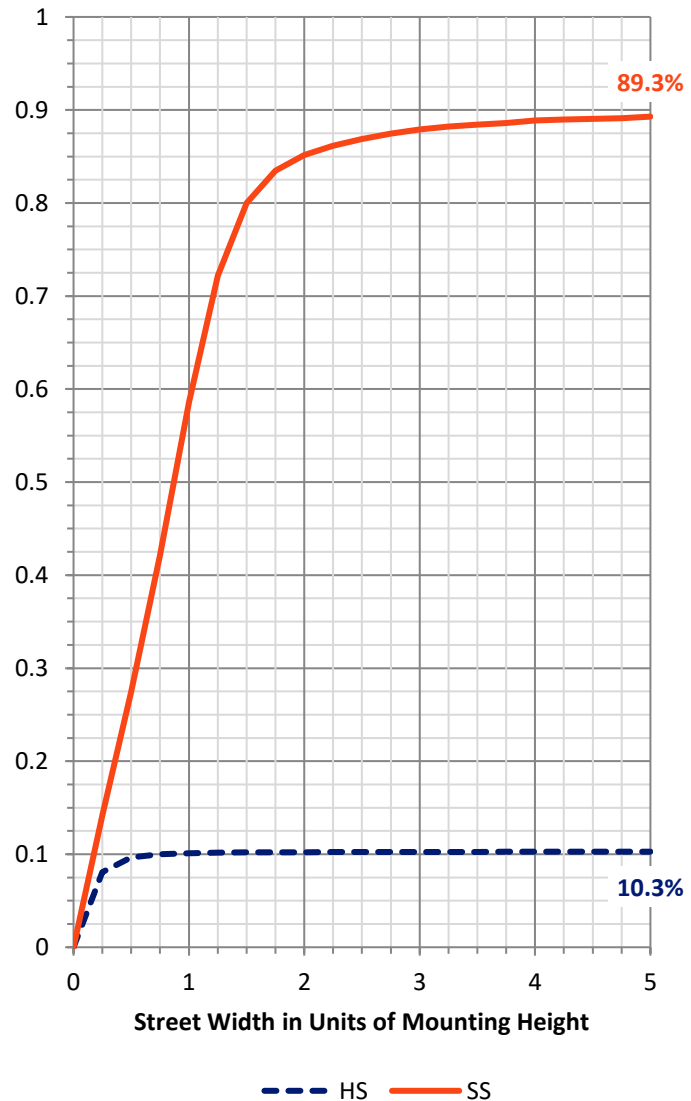
FLUX DISTRIBUTION:

		Downward	Upward	Total
House Side	Lumens	368.4	0.0	368.4
	% Fixture	10.4	0.0	10.4
Street Side	Lumens	3180.2	0.0	3180.2
	% Fixture	89.6	0.0	89.6
Total	Lumens	3548.6	0.0	3548.6
	% Fixture	100.0	0.0	100.0

Coefficient of Utilization

ZONAL LUMENS:

Zone	Lumens	% Fixture
0°-10°	63.7	1.8
10°-20°	135.5	3.8
20°-30°	197.1	5.6
30°-40°	307.4	8.7
40°-50°	544.6	15.3
50°-60°	861.7	24.3
60°-70°	987.0	27.8
70°-80°	409.4	11.5
80°-90°	42.3	1.2
90°-100°	0.0	0.0
100°-110°	0.0	0.0
110°-120°	0.0	0.0
120°-130°	0.0	0.0
130°-140°	0.0	0.0
140°-150°	0.0	0.0
150°-160°	0.0	0.0
160°-170°	0.0	0.0
170°-180°	0.0	0.0
0°-90°	3548.6	100.0
0°-180°	3548.6	100.0



REPORT NUMBER: P200107

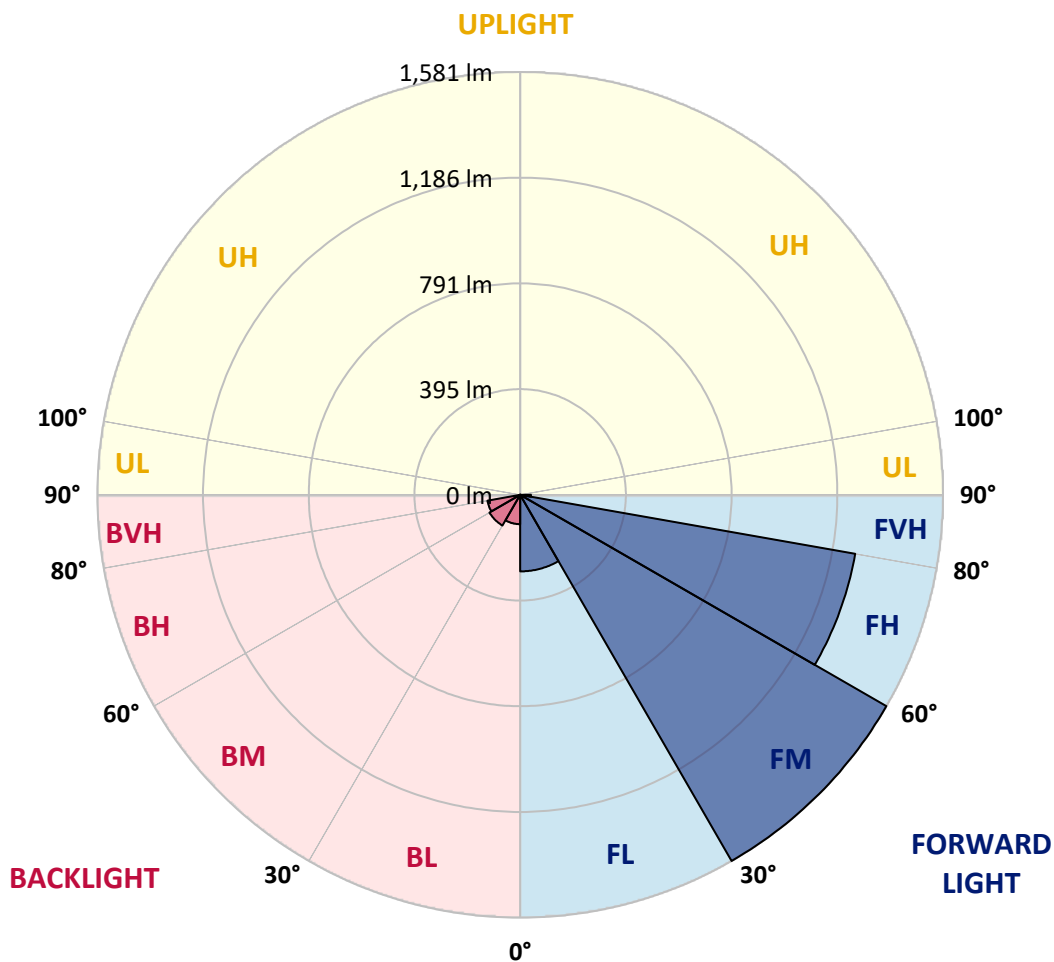
CATALOG NUMBER: GWC-AF-01-LED-E1-SL2-600-HSS

LUMINAIRE CLASSIFICATION SYSTEM LUMEN TABLE AND BUG RATING:

Zone		Lumens	% Fixture	Zone Rating/Lumen Limit		
				B	U	G
FL	(0°-30°)	286.3	8.1			
FM	(30°-60°)	1581.3	44.6			
FH	(60°-80°)	1272.2	35.9			G1/1800
FVH	(80°-90°)	40.4	1.1			G1/100
BL	(0°-30°)	109.9	3.1	B0/110		
BM	(30°-60°)	132.4	3.7	B0/220		
BH	(60°-80°)	124.2	3.5	B1/500		G1/500
BVH	(80°-90°)	1.9	0.1			G0/10
UL	(90°-100°)	0.0	0.0		U0/0	
UH	(100°-180°)	0.0	0.0		U0/0	

BUG Rating: B1-U0-G1

Type II Short





REPORT NUMBER: P200107

CATALOG NUMBER: GWC-AF-01-LED-E1-SL2-600-HSS

CANDELA DISTRIBUTION (FULL):

	0°	5°	15°	25°	35°	45°	55°	65°	67°	75°	85°
0°	782.6	782.6	782.6	782.6	782.6	782.6	782.6	782.6	782.6	782.6	782.6
2.5°	809.1	810.8	810.6	811.8	814.7	814.9	812.0	806.4	805.2	797.9	785.3
5°	746.1	750.9	753.8	765.7	778.9	794.8	806.8	811.2	810.6	805.4	786.3
7.5°	674.3	679.1	682.4	696.3	713.9	741.2	772.4	798.1	800.4	806.0	785.5
10°	626.6	627.4	631.9	645.2	663.6	691.5	728.8	773.7	780.5	801.1	783.5
12.5°	587.2	587.8	593.8	608.1	627.8	655.9	695.1	747.0	757.6	794.8	783.0
15°	559.2	561.5	566.9	581.9	602.7	630.6	670.9	727.3	740.0	792.6	786.8
17.5°	549.9	552.4	554.1	564.9	583.9	611.2	652.4	714.5	728.8	793.8	794.0
20°	559.7	561.5	557.8	560.5	572.3	596.7	636.9	703.5	720.5	795.2	803.3
22.5°	595.9	596.7	586.6	574.8	572.8	586.2	624.7	694.9	713.1	799.1	814.3
25°	658.0	656.5	640.0	614.5	590.5	584.3	617.5	689.5	709.3	803.3	825.6
27.5°	732.9	735.0	712.2	675.1	629.4	596.7	616.4	687.2	707.7	806.2	835.5
30°	824.0	826.9	800.8	754.2	688.7	627.4	625.9	686.8	706.7	804.3	836.5
32.5°	917.0	920.5	900.0	851.9	767.7	678.7	647.4	691.3	708.7	797.9	831.7
35°	1014.3	1019.2	1005.6	964.3	874.9	752.8	685.3	705.2	718.4	797.3	826.9
37.5°	1148.6	1153.1	1127.4	1083.7	1004.7	852.1	746.1	731.3	741.4	807.2	828.2
40°	1349.1	1348.5	1282.3	1215.4	1147.3	978.5	831.7	778.5	783.7	837.3	843.4
42.5°	1567.7	1566.6	1468.8	1367.1	1305.7	1133.8	944.1	860.0	856.5	892.5	883.2
45°	1736.2	1735.9	1656.1	1541.6	1496.3	1312.2	1089.3	973.4	968.0	982.3	956.5
47.5°	1808.0	1809.2	1769.1	1688.6	1707.6	1553.7	1272.6	1137.8	1129.7	1123.9	1084.6
50°	1752.1	1754.6	1757.9	1742.2	1862.6	1877.9	1518.3	1369.4	1365.4	1339.6	1278.1
52.5°	1569.5	1582.2	1621.1	1671.0	1916.5	2189.2	1903.4	1657.1	1636.0	1608.5	1540.8
55°	1262.0	1275.8	1349.8	1470.8	1836.3	2393.7	2443.2	2028.0	1992.8	1910.7	1813.0
57.5°	835.1	856.7	963.9	1117.9	1603.7	2426.6	2981.8	2542.7	2420.2	2195.3	2085.2
60°	460.1	480.8	597.1	736.6	1158.3	2264.0	3344.0	3213.0	2996.5	2513.4	2415.7
62.5°	283.4	294.5	380.4	510.2	694.6	1786.9	3418.9	4055.2	3804.6	2923.0	2815.0
65°	225.6	230.4	272.4	417.1	498.0	1062.8	3177.0	4697.3	4613.6	3418.9	3172.4
67°	219.0	220.9	240.7	358.0	469.4	651.6	2661.6	4801.8	4886.6	3719.0	3183.6
67.5°	220.4	222.5	241.3	341.8	468.6	598.8	2484.0	4760.6	4867.8	3742.9	3134.1
70°	212.6	219.0	276.3	341.6	445.6	497.6	1487.6	4124.7	4236.3	3477.7	2659.3
72.5°	75.4	75.8	119.4	276.3	484.6	503.0	747.0	3023.8	3106.4	2660.4	1917.3
75°	44.7	38.1	39.7	78.7	463.0	488.5	431.0	1932.1	1963.0	1524.4	971.0
77.5°	30.8	26.9	27.7	34.8	176.4	481.6	342.4	1007.6	974.7	534.6	206.7
80°	17.6	15.5	16.6	30.4	64.1	449.4	322.8	408.6	348.3	90.6	57.1
82.5°	9.3	7.9	9.5	25.1	44.7	280.1	323.6	197.4	156.5	30.6	38.9
85°	3.3	2.7	4.6	17.2	29.8	85.9	299.9	166.0	130.4	14.9	29.6
87.5°	0.6	0.6	1.8	7.1	12.0	26.3	177.4	98.5	66.0	8.9	20.3
90°	0.0	0.0	0.0	0.0	0.0	0.0	0.0	0.0	0.0	0.0	0.0



REPORT NUMBER: P200107

CATALOG NUMBER: GWC-AF-01-LED-E1-SL2-600-HSS

CANDELA DISTRIBUTION (continued):

	90°	95°	105°	115°	125°	135°	145°	155°	165°	175°	180°
0°	782.6	782.6	782.6	782.6	782.6	782.6	782.6	782.6	782.6	782.6	782.6
2.5°	780.1	771.2	759.2	744.5	727.1	711.8	700.4	688.7	686.2	682.0	681.4
5°	775.0	759.6	729.8	695.7	659.2	626.4	599.7	575.8	565.3	556.2	555.2
7.5°	767.3	744.3	693.6	638.5	581.6	529.9	486.0	454.9	426.4	412.8	410.6
10°	758.4	725.5	652.8	576.4	497.8	424.7	359.6	304.8	271.8	252.1	249.6
12.5°	750.1	707.1	611.2	512.1	407.5	309.9	226.1	173.9	139.1	125.0	123.4
15°	746.1	692.1	572.3	446.2	313.1	197.2	123.6	95.6	84.3	80.9	80.7
17.5°	745.7	679.5	534.2	378.2	219.4	114.7	80.5	73.4	71.2	70.4	70.4
20°	745.5	667.5	496.1	307.6	139.3	76.4	67.1	65.4	63.7	62.7	62.7
22.5°	747.8	656.7	456.4	235.6	87.8	61.9	59.0	57.3	55.2	53.8	53.6
25°	750.1	648.4	415.8	167.7	63.5	53.8	50.9	48.6	45.7	43.9	43.7
27.5°	750.5	638.1	372.4	112.2	53.2	47.0	43.3	39.7	36.4	34.6	34.4
30°	744.3	620.7	324.2	75.8	47.0	40.8	35.8	32.1	28.9	27.5	27.5
32.5°	732.1	599.2	271.2	57.1	41.8	35.0	29.6	26.1	24.0	23.4	23.2
35°	721.1	576.0	216.7	48.4	37.4	29.6	24.2	21.9	20.7	20.5	20.3
37.5°	714.7	557.4	165.6	43.9	33.3	24.9	20.5	18.8	18.2	17.8	18.0
40°	719.6	541.9	122.3	40.2	29.2	20.7	17.4	16.6	16.0	15.8	15.8
42.5°	741.4	539.2	90.8	36.8	25.3	17.2	15.1	14.5	14.1	13.9	14.1
45°	798.5	555.8	70.6	33.8	21.3	14.5	12.8	12.6	12.4	12.4	12.4
47.5°	884.4	589.9	58.8	30.2	17.8	12.4	11.2	10.9	10.7	10.9	10.9
50°	1029.9	652.4	52.6	26.7	14.7	10.5	9.5	9.5	9.5	9.5	9.7
52.5°	1251.2	775.4	48.4	23.2	12.0	8.9	8.1	8.1	8.3	8.3	8.5
55°	1497.7	938.5	44.7	19.6	10.1	7.5	6.6	6.9	7.1	7.3	7.3
57.5°	1765.1	1119.1	41.6	16.2	8.7	6.0	5.6	5.8	6.0	6.4	6.4
60°	2087.8	1314.8	37.0	12.6	7.3	4.8	4.3	4.8	5.4	5.8	6.0
62.5°	2442.2	1503.9	31.3	9.9	6.0	3.7	3.5	4.3	5.2	5.6	5.8
65°	2684.3	1563.4	24.0	8.1	4.6	2.7	2.9	3.9	5.0	5.6	5.6
67°	2586.2	1417.4	19.6	6.9	3.7	2.0	2.7	3.9	5.0	5.4	5.6
67.5°	2518.2	1360.3	18.8	6.6	3.5	2.0	2.7	3.9	5.0	5.6	5.6
70°	2049.0	1021.8	15.8	5.0	2.9	1.8	2.3	3.7	4.8	5.4	5.4
72.5°	1423.6	630.0	14.1	3.5	2.5	1.6	2.0	3.5	4.6	5.2	5.4
75°	676.8	228.1	12.0	2.7	2.3	1.4	1.8	3.5	4.6	5.2	5.2
77.5°	138.1	53.0	9.7	2.3	1.8	1.4	1.6	3.3	4.3	5.0	5.0
80°	45.3	20.5	7.3	2.0	1.8	1.4	1.6	3.1	4.3	4.8	5.0
82.5°	32.7	10.3	4.8	2.0	1.8	1.4	1.4	3.1	4.1	4.8	4.8
85°	25.1	7.3	3.1	2.0	1.8	1.4	1.4	2.9	3.9	4.6	4.6
87.5°	16.6	2.9	2.5	2.0	1.8	1.4	1.4	2.9	3.7	4.3	4.6
90°	0.0	0.0	0.0	0.0	0.0	0.0	0.0	0.0	0.0	0.0	0.0

(END OF REPORT)